

Insert rows in the table from the Form

## Insert rows in the table from the Form

**Question:** How to insert rows in the table from the input fields of the Form?

**Applies to:** Visual Composer for SAP NetWeaver Composition Environment 7.1.1 (EHP1) and Visual Composer 7.1

**Common use case:**

Transfer / insert the inputted data from Form to the table.

**How to?**

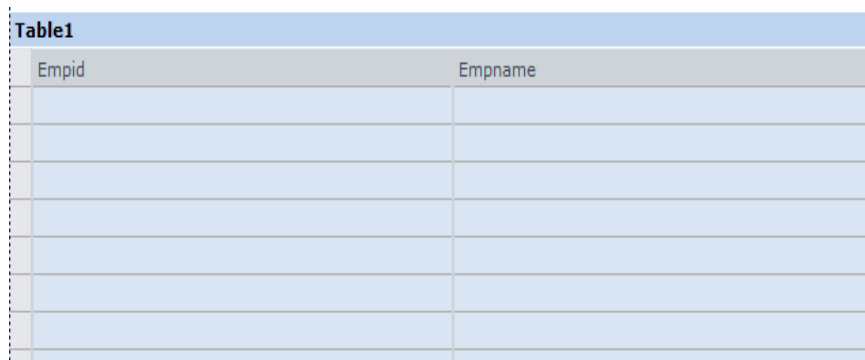
If you insert the data from Form to table with the simple insert statement, usually the data is overwritten in the table with the new one. Let's see how that can be avoided with the steps below:

1. Assuming you have a form with two input fields and a ok button.



The screenshot shows a form titled "Form1" with a blue header. Below the header, there are two input fields: "Empid" and "Empname". The "Empid" field has a small "test" button next to it. Below the input fields, there is an "Ok" button. The form is enclosed in a dashed border.

2. Assuming you also have the table with same two fields.

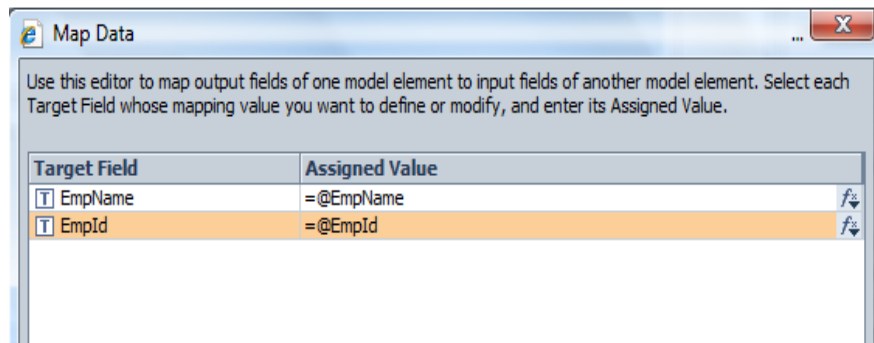
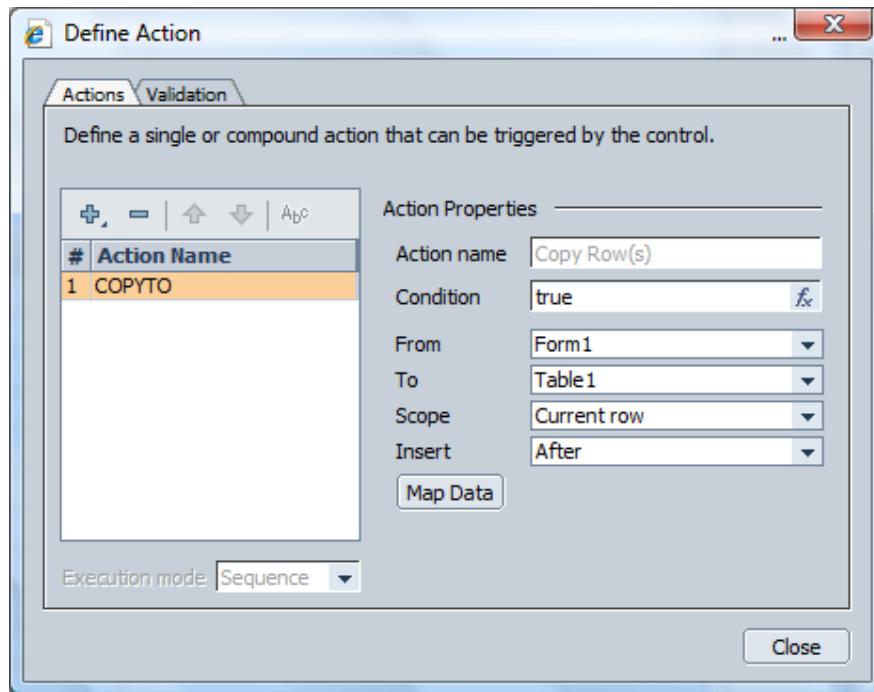


The screenshot shows a table titled "Table1" with a blue header. The table has two columns: "Empid" and "Empname". The table is empty and has a dashed border.

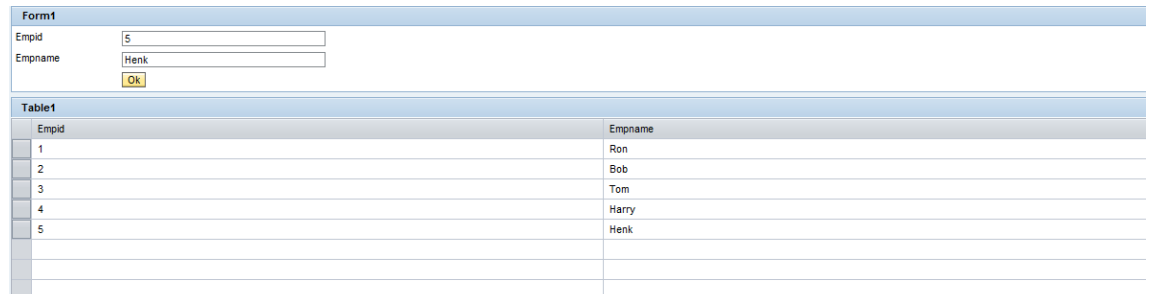
3. Your design would look like:



- In the Layout, add the following actions to the "OK" button.
  - COPYTO : Copy current row from the From to Table 1 and Map Data



- Deploy and Test. Hurray.



Further Correspondence: [dharmi.tanna@krishinfo.com](mailto:dharmi.tanna@krishinfo.com)

Disclaimer: All Rights Reserved. This document outlines our experience on the products and should not be relied on in making a purchase decision. All names, logos, symbols, trademarks and registered trademarks are property of their respective owners. Krish InfoCom B.V. or its associates assumes no responsibility for correction, omissions in this document.